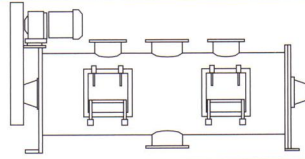



THE MIXING PEOPLE

WALTER EQUIPMENT



HIGH SPEED PLOUGH MIXERS

HIGH SPEED PLOUGH AGITATOR
MOUNTED ON A LARGE DIAMETER
SHAFT ENSURING HIGH SPEED
MIXING IN A RIGID INTEGRAL ALL
WELDED UNIT



WE OFFER A COMPLETE LINE OF COMPONENTS FOR MIXING SYSTEMS WHICH
INCLUDES: RIBBON BLENDERS, MEAT MIXERS, PLOUGH MIXERS, SIFTERS AND
SCREW CONVEYORS. DETAILED BULLETINS ON THESE AND OTHER COMPONENTS ARE
AVAILABLE UPON REQUEST OR VISIT WWW.WALTEREQUIPMENT.COM


HIGH SPEED PLOUGH MIXER

FEATURES

- HEAVY GAUGE, ALL STAINLESS STEEL SHELL
- STAINLESS STEEL LAMINATED CARBON END PLATES, ONE FIXED (WELDED IN PLACE) AND ONE REMOVABLE
- PLOUGHSHARE MIXING ELEMENTS AND END SCRAPERS SIZED AND LOCATED TO SUIT THE APPLICATION
- PLOUGHS WILL MIX INGREDIENTS WITH POOR FLOW CHARACTERISTICS
- AGITATOR SPEED APPROXIMATELY 100 RPM
- ALL SHAFTS HAVE AIR PURGE SHAFT SEALS C/W PRESSURE GAUGES AND AIR LINES, OPERATING PRESSURE IS 4 TO 8 PSI
- INLET PORTS SIZED AND LOCATED TO SUIT THE APPLICATION
- FINISHED PRODUCT DISCHARGED THROUGH AN AIR OPERATED, CONTOURED, FLUSH TYPE GATE VALVE
- ACCESS DOORS ARE CONTOURED HINGED AND GASKETED
- ACCESS DOORS ARE FITTED WITH ELECTRICAL INTERLOCKS TO PREVENT ACCESS WHEN THE MACHINE IS IN OPERATION
- ALL WELDING BY THE TUNGSTEN INERT GAS METHOD, ALL WELDS CONTINUOUS, ALL WELDS IN CONTACT WITH THE PRODUCT GROUND SMOOTH, ALL EXTERNAL WELDS GLASS BLASTED FOR UNIFORM FINISH

OPTIONS

- 3600 RPM CHOPPERS AND LIQUID ADDITION LANCES
- JACKETED FOR HEATING OR COOLING
- DIRECT DRIVE HELICAL GEARMOTOR
- ALL STAINLESS STEEL END PLATES
- POLISHED FINISH AVAILABLE



INTERNAL

